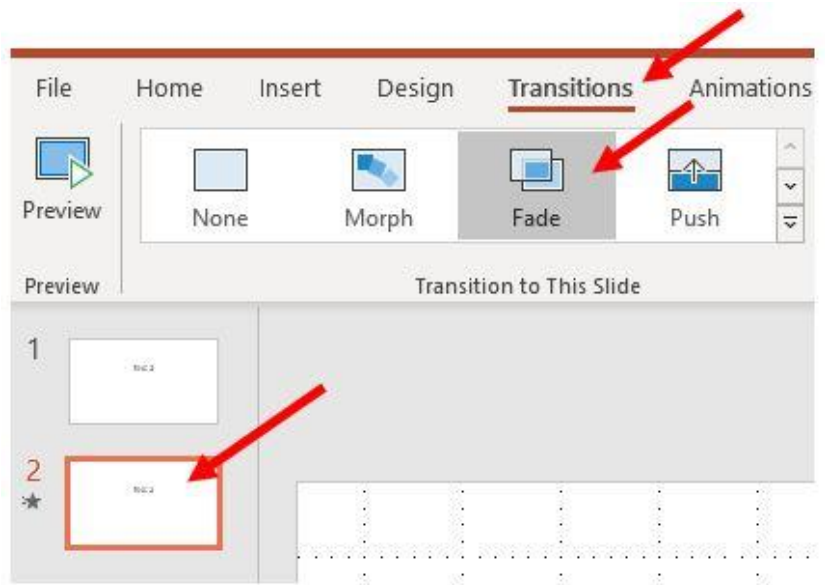


Adding Animations & Transitions: Top Sports PowerPoint

Transitions: How Slides Move In.

You can find transitions for your presentation(s) on the **SlideShow** ribbon. There is a button to **Apply To All**, so it is easy and quick to add across all slides. *It is probably better to apply 1 transition across all slides than use different ones on different slides.*

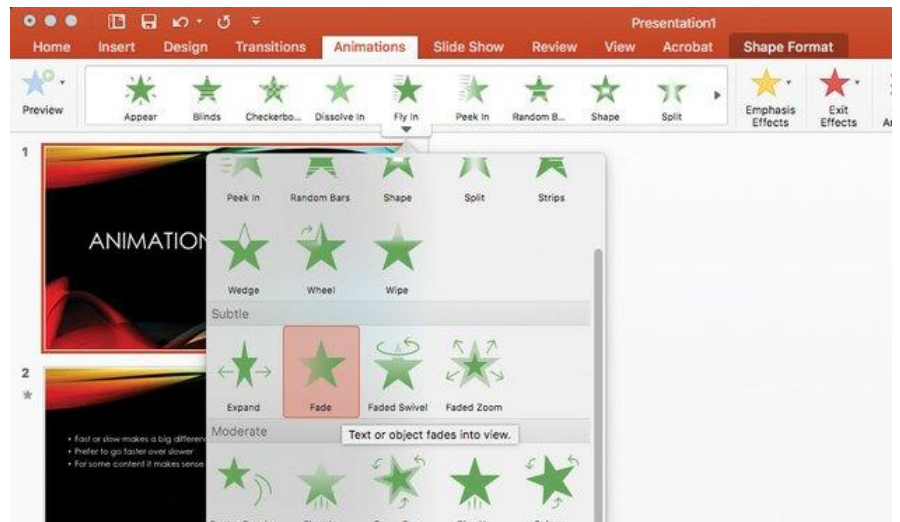


Animations: How Objects On Slides Move In.

Text, pictures and anything else (including videos) on slides are called objects.

These can be animated, but be careful! If transitions are used, people do not want to see every object on a slide move in. Mr. B suggests using transitions and then only animating text and never slide titles or pictures.


Please be careful when adding transitions and animations to presentations. These can annoy some people. They are effective with some audiences.



Top Sports PowerPoint

Use A Transition for Each Slide. You may apply them one-at-a-time, using different transitions or select 1 transition and *Apply to All*.

Animate the Text on Each Slide. We will animate all text as a block, NOT one paragraph/bullet at a time. The fewer motions used in slideshows, the better.



PowerPoint is FUN! Like riding a yellow rubber duckie

Yes, yes it is!

